

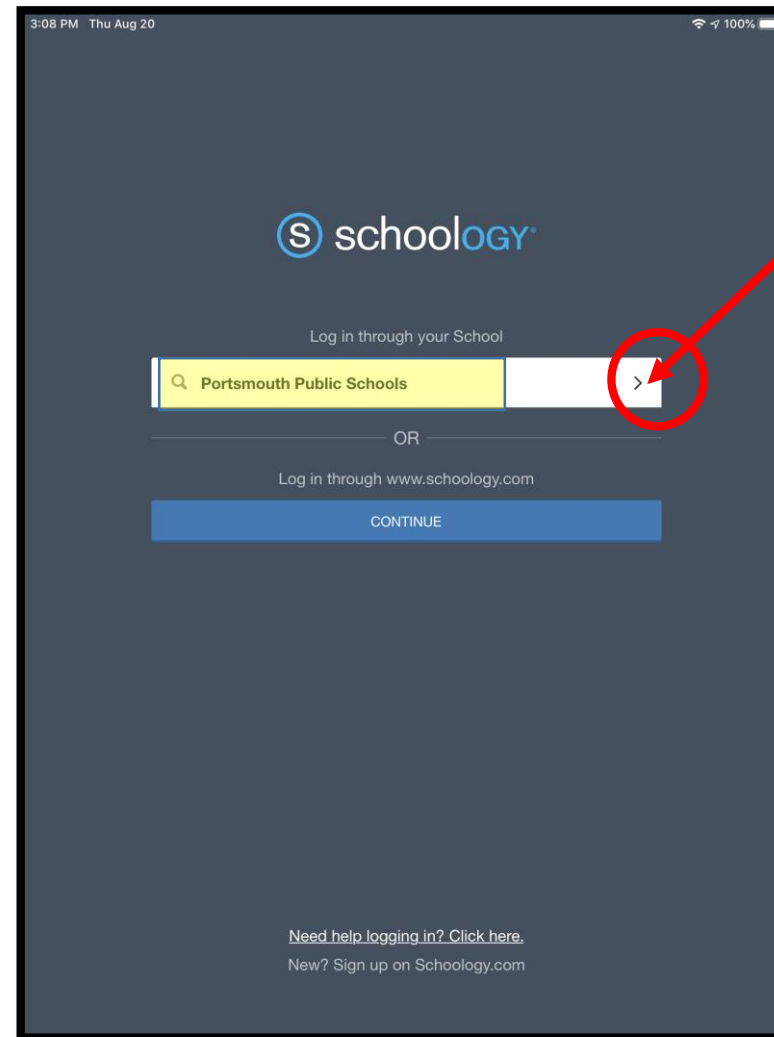
Schoology iPad Directions

1. Find and tap on the Schoology app icon.



2. Open the Schoology app and 'Log in through your School'.

Simply type in Portsmouth Public Schools and then tap the arrow on the right. (You do not need to find your specific school)



3. You will be redirected to enter your student information.

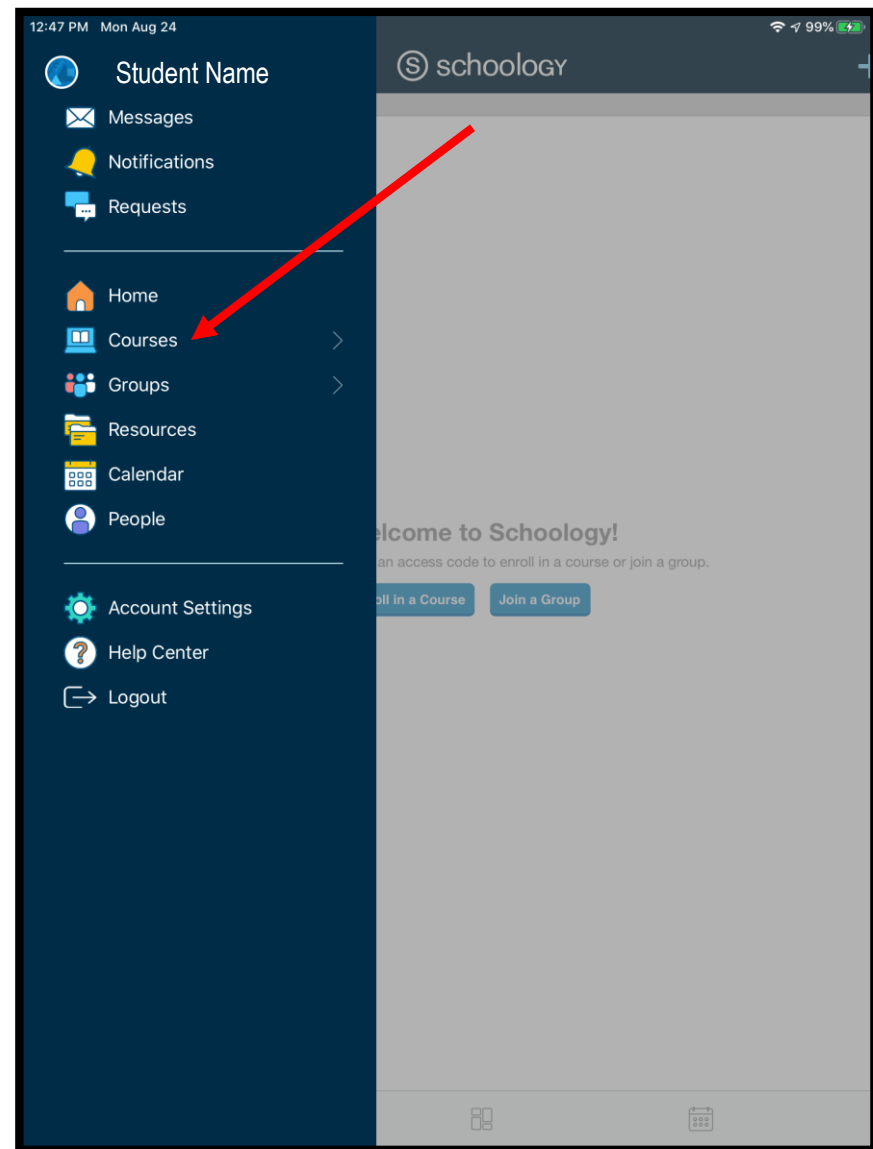
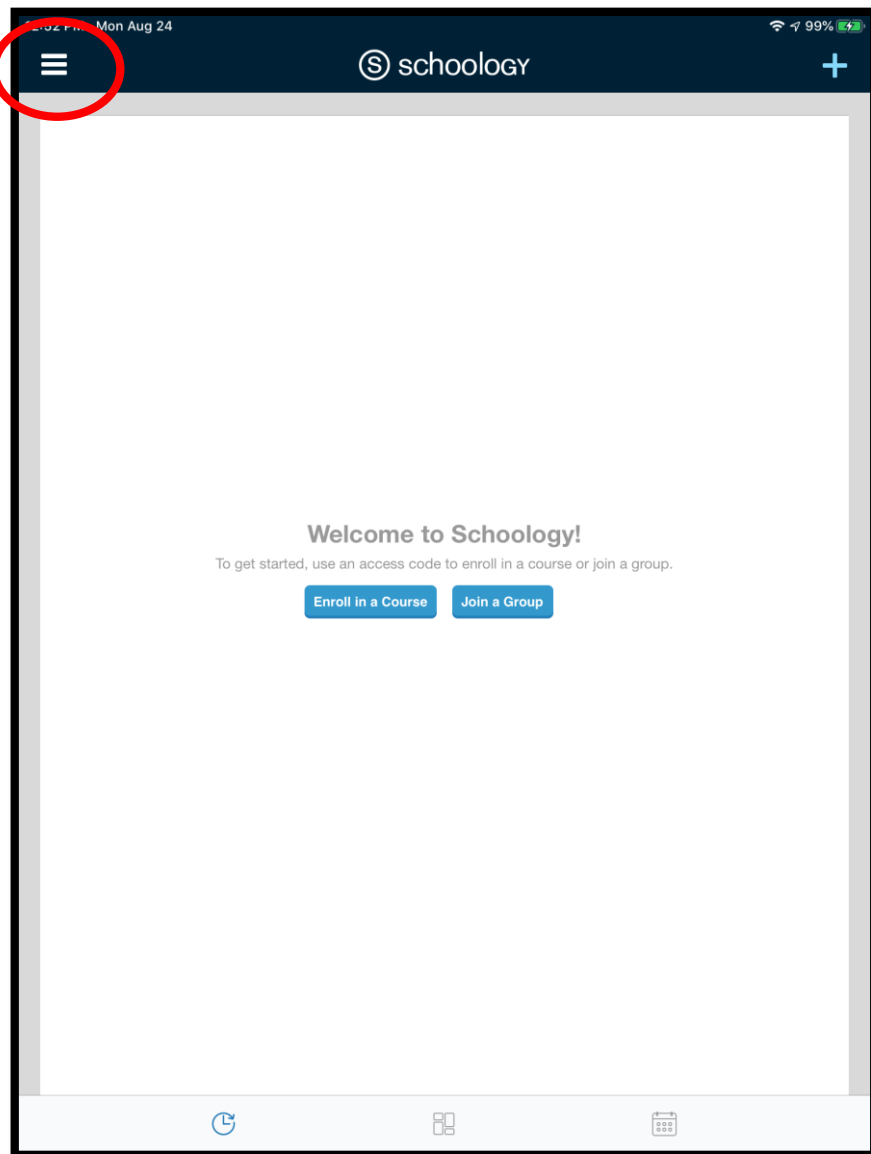
The username is your firstname.lastname (if you have a hyphenated last name or the same name as another student in the district, make sure you type in the username exactly how it appears on the login sheet you were given. You may have a number in your username or part of your last name depending on the length)

Your password is the password given to you by the school.

The screenshot shows a mobile app interface for Portsmouth Public Schools. At the top, the status bar displays '4:01 PM Tue Aug 18' and '95%' battery. Below the status bar, a dark blue header contains a back arrow and the text 'Portsmouth Public Schools'. The main content area features a white login form titled 'Sign in to Schoology'. The form includes the text 'All fields are required' and two input fields: one for the username 'first.last' and one for the password, represented by seven dots. Below the password field is a yellow dropdown menu showing 'Portsmouth Public Schools Portsmouth, VA'. A blue 'Log in' button is positioned below the dropdown. At the bottom of the screen, a dark blue footer contains the text 'Or log in using Schoology.com' followed by a right-pointing arrow.

4. After you login with your Portsmouth Public Schools credentials, you should be taken to your homescreen with your classes.

If you are taken to this Welcome to Schoology screen, simply tap on the three lines in the upper left corner and select 'Courses' to see your classes.



This is a SAMPLE Class. Your class may not look exactly like it does below.

5. You can navigate through Schoology using the tabs on the left hand side.

Materials: This is where you will find all of your class materials, folders, assignments and activities.

The screenshot shows the Schoology interface for a PreK class. At the top, a yellow banner reads "This is a SAMPLE Class. Your class may not look exactly like it does below." Below this, the class name "Thomas PreK Sample Course: PreK" is displayed, along with the school name "Portsmouth Public Schools" and the date "09/08". The navigation menu on the left includes "Materials", "Updates", "Grades", and "Members". A red arrow points to the "Materials" tab. The main content area shows a list of materials, including "Welcome Parents and Students", "Morning Circle", "Reading / Story Time", "Language Arts Instruction", "Math Instruction", and "Feeling Friends / Social Studi...".

This is a SAMPLE Class. Your class may not look exactly like it does below.

The screenshot shows a web interface for a class. At the top, a dark blue header contains a hamburger menu icon, the text "Thomas PreK Sample Course: PreK", and a plus sign. Below the header, the page title "Thomas PreK Sample Course: PreK" and the school name "Portsmouth Public Schools" are displayed. A date "09/08" and a puzzle piece icon are in the top right. The main content area shows "You have no updates". On the left, a sidebar menu includes "Materials", "Updates", "Grades", and "Members". A red arrow points to the "Updates" menu item.

Updates: This is where you will find any teacher announcements or updates in the class.

This is a SAMPLE Class. Your class may not look exactly like it does below.

The screenshot shows a mobile interface for a Schoology class. At the top, a dark blue header contains a hamburger menu icon, the text 'Thomas PreK Sample Course: PreK', and a plus sign. Below the header, the class title 'Thomas PreK Sample Course: PreK' and the school name 'Portsmouth Public Schools' are displayed. A logo for 'Pre-K' with a pencil and paper is on the left. A sidebar on the left lists navigation options: 'Materials', 'Updates', 'Grades' (highlighted with a red arrow), and 'Members'. The main content area shows 'Course Grade' with a sub-section for 'TEST_GradingPeriod' showing '(100%)' and 'N/A'.

Grades: You can find graded assignments from Schoology in this tab.

Parents should also login to PowerSchool Parent Portal for grades.

This is a SAMPLE Class. Your class may not look exactly like it does below.

Thomas PreK Sample Course: PreK

Portsmouth Public Schools

Upcoming

09/08

Words That Start...
Thomas PreK Sa...
11:59 PM

Pre-K

All Materials

Welcome Parents and Students
This folder contains a
Welcome Letter
PreK Schedule
Zoom Links for Live sessions

Morning Circle
Each day will start off with our morning welcome from the teacher. We will talk about what day it is, what it is like today, and just begin with fun conversation by singing a fun song!

Reading / Story Time

Language Arts Instruction

Math Instruction

Feeling Friends / Social Studi...

Materials

Updates

Grades

Members

Upcoming: To see assignments that are due soon, simply click on the 'Upcoming' tab on the right hand side.